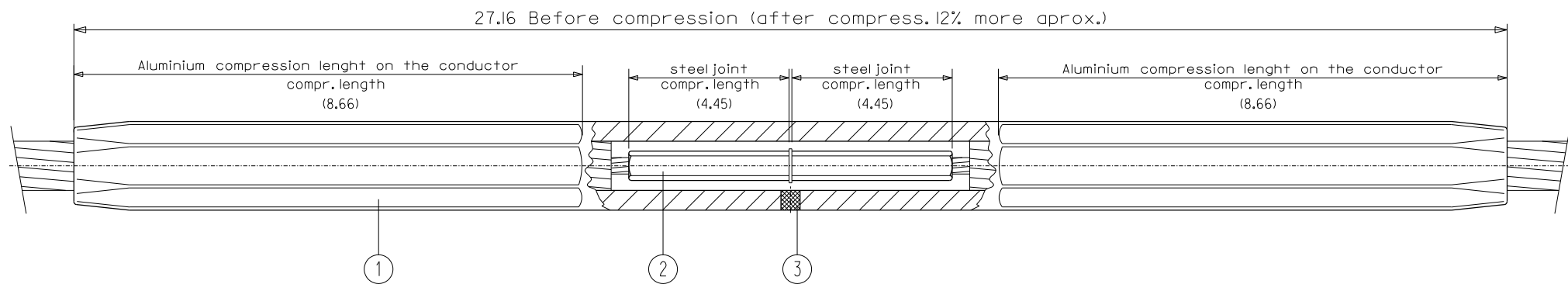
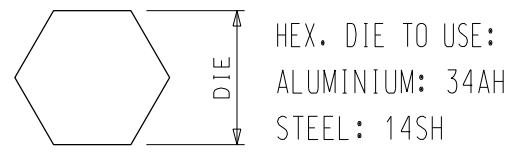
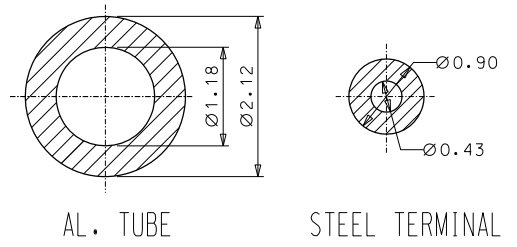


This drawing is property of I. Arruti and must not be copied, exhibited or furnished without the written consent of I. Arruti



MARKS	
-	& LOT
-	REFERENCE OF THE CLAMP
-	CONDUCTOR NAME
-	MIN. RECOMMENDED PRESS
-	DIE SIZE
-	COMPRESSION AREA

DIMENSIONS BEFORE COMPR.



ARCHIVO:usacompression

- Notes:**
- Hot dip galvanized according to ASTM A153
  - Tolerances unless otherwise stated to be up to and including 1.4" ±0.027 Over 1.4" ±2%
  - All dimensions in inches

3		1	FILLER PLUG	ALUMINIUM	F 405I3	NAME	MODIFICATION		DRAWN BY		
2		1	STEEL JOINT BODY	STEEL GALVANIZED	DRAWN	J.E.	CODE		FULL TENSION COMPRESSION JOINT EC-468-SS/AM FOR ACSS DRAKE CONDUCTOR		
1		1	ALUMINIUM JOINT BODY	ALUMINIUM	CHECKED	I.L.	UNIT (inch)	Aprox. Weight: 6.10 lb U.S.: 95% of conductor R.B.S.			
N		QTY	DENOMINATION	MATERIAL				0-09-20	SCALE	DWG No	ISSUE
								0-09-20	D/S	EC468SSAM	0