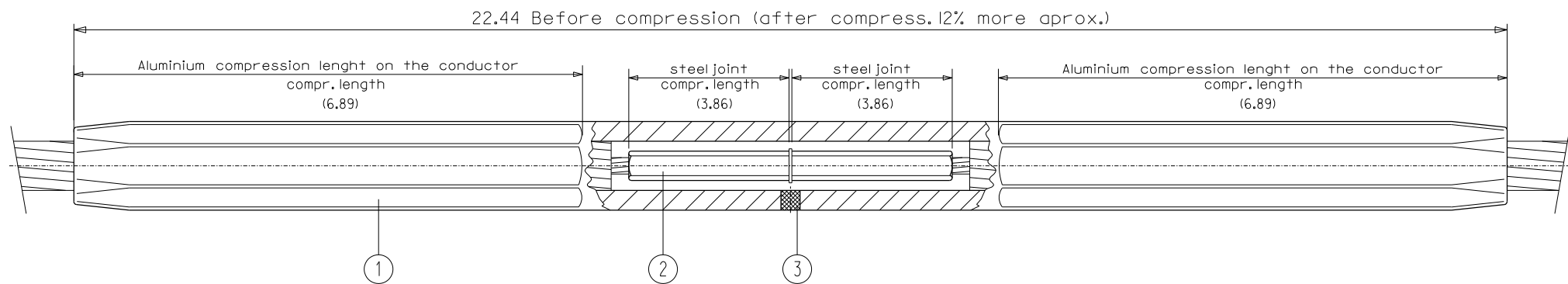
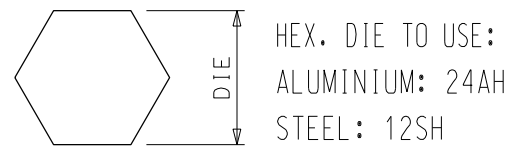
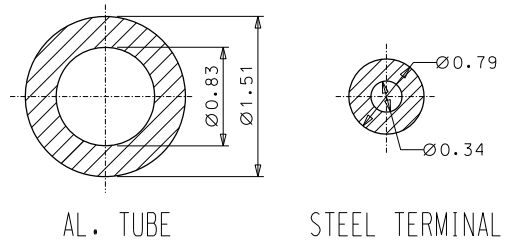


This drawing is property of I. Arruti and must not be copied, exhibited or furnished without the written consent of I. Arruti



MARKS	
-	▲ & LOT
-	REFERENCE OF THE CLAMP
-	CONDUCTOR NAME
-	MIN. RECOMMENDED PRESS
-	DIE SIZE
-	COMPRESSION AREA

DIMENSIONS BEFORE COMPR.



ARCHIVO:usacompression

- Notes:**
- Hot dip galvanized according to ASTM A153
 - Tolerances unless otherwise stated to be up to and including 1.4" ±0.027 Over 1.4" ±2%
 - All dimensions in inches

3		1	FILLER PLUG	ALUMINIUM	F 40513	NAME	MODIFICATION		DRAWN BY	
2		1	STEEL JOINT BODY	STEEL GALVANIZED	DRAWN	J.E.	CODE		ISSUE	
1		1	ALUMINIUM JOINT BODY	ALUMINIUM	CHECKED	I.L.	FULL TENSION COMPRESSION JOINT EC-210-SS/AM FOR ACSS ORIOLE CONDUCTOR		0	
N		QTY	DENOMINATION	MATERIAL			UNIT (inch)	Aprox. Weight: 3.09 lb		
								U.S.: 95% of conductor R.B.S.		
								0-09-20	SCALE	DWG No
								0-09-20	D/S	EC210SSAM