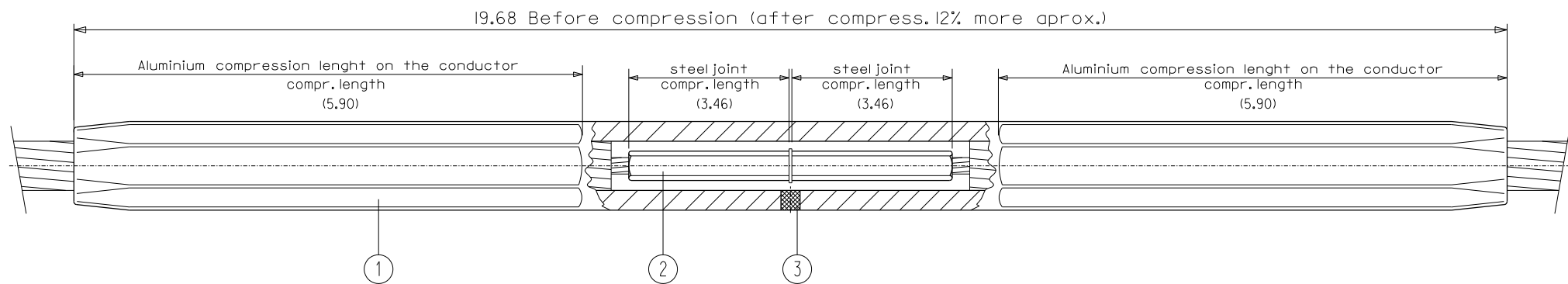
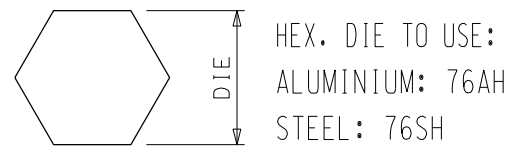
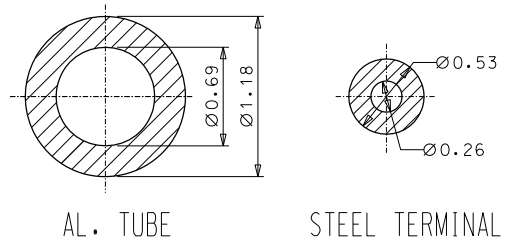


This drawing is property of I. Arruti and must not be copied, exhibited or furnished without the written consent of I. Arruti



| MARKS |                        |
|-------|------------------------|
| -     | & LOT                  |
| -     | REFERENCE OF THE CLAMP |
| -     | CONDUCTOR NAME         |
| -     | MIN. RECOMMENDED PRESS |
| -     | DIE SIZE               |
| -     | COMPRESSION AREA       |

DIMENSIONS BEFORE COMPR.



ARCHIVO:usacompression

- Notes:**
- Hot dip galvanized according to ASTM A153
  - Tolerances unless otherwise stated to be up to and including 1.4" ±0.027 Over 1.4" ±2%
  - All dimensions in inches

|   |     |                      |                  |
|---|-----|----------------------|------------------|
| 3 | 1   | FILLER PLUG          | ALUMINIUM        |
| 2 | 1   | STEEL JOINT BODY     | STEEL GALVANIZED |
| 1 | 1   | ALUMINIUM JOINT BODY | ALUMINIUM        |
| N | QTY | DENOMINATION         | MATERIAL         |

| MOD.        | DATE | MODIFICATION  |       |         | DRAWN BY |
|-------------|------|---|-------|---------|----------|
|             |      | CODE  |       |         |          |
|             |      | FULL TENSION COMPRESSION JOINT EC-160/AM FOR ACSR PARTRIDGE CONDUCTOR |       |         |          |
| UNIT (inch) |      | Aprox. Weight: 1.63 lb<br>U.S.: 95% of conductor R.B.S.               |       |         |          |
| DRAWN       | J.E. | I-09-20   | SCALE | DWG No  | ISSUE    |
| CHECKED     | I.L. | I-09-20   | D/S   | EC160AM | 0        |